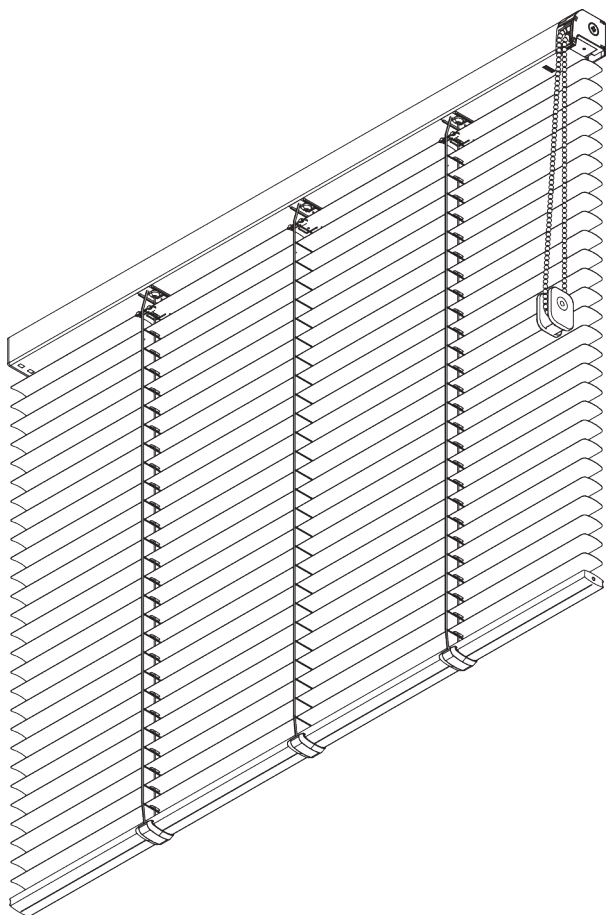



SG 8300



PRODUKTFORMATIONEN

- **Bedienung:** Kette
- **Grösse:** S - M
- **Montage:** Decke, Wand
- **Farben:** siehe Silent Gliss Jalousienkollektion

Merkmale:

- Optimaler Sicht- und Blendschutz
- Monobedienung
- Rostfreie Stahlkugelschleife
- Lamellenbreite: 25 mm (Standard), 16 mm

SYSTEMSPEZIFIKATIONEN

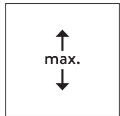
A. SYSTEM DIMENSIONS



3 m



50 cm

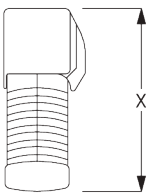




3 m



4.5 m²

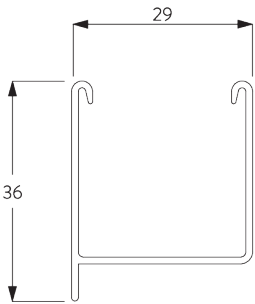
Lamellen Pakethöhen

							
		50	100	150	200	250	300
	16 / 25 mm	X	7	9	11	13	15

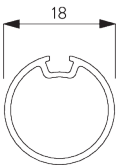
(cm)

B. PROFIL

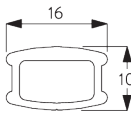
Profilinformationen



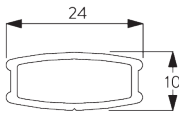
SG 8301
Profil



SG 8214
Welle ø 18 mm

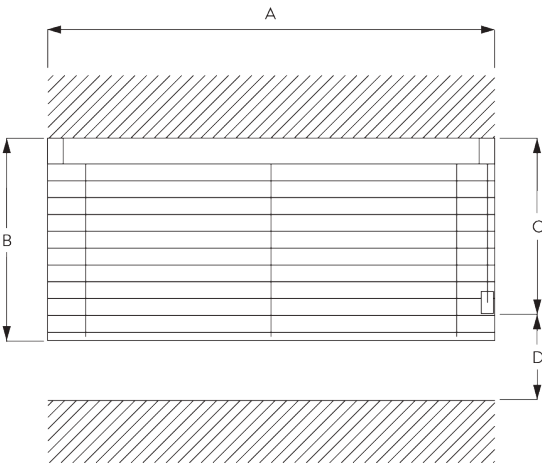


SG 8003
Beschwerung 16 mm



SG 8004
Beschwerung 24 mm

C. MASSAUFNAHME



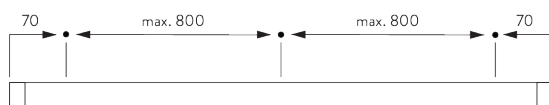
A: Systembreite
B: Systemhöhe
C: Kettenhöhe
D: Kindersicherung SG 10731 min. 150 cm über Boden

MONTAGE

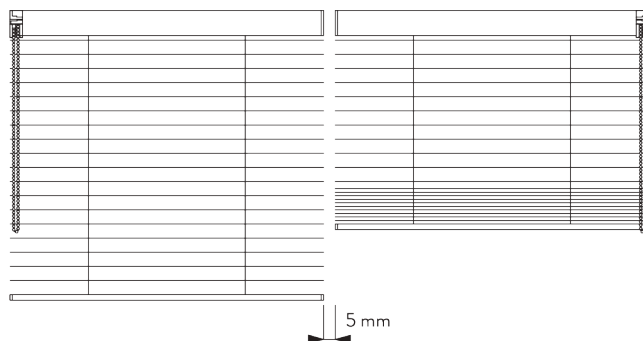
A. MONTAGE- INFORMATIONEN

Detaillierte Montageinformationen siehe
Silent Gliss Website

Montagepunkte



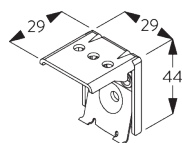
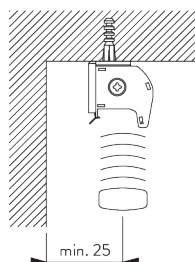
Seite-an-Seite Montage



Min. Distanz: 5 mm

B. DECKEN- MONTAGE

Träger SG 8302

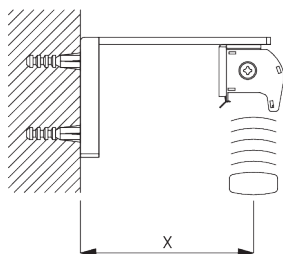


SG 8302

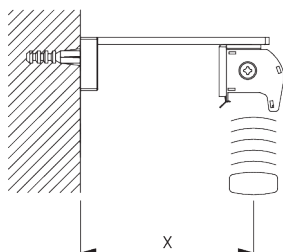
Träger

C. WANDMONTAGE

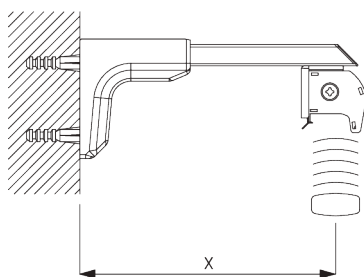
Smart Fix



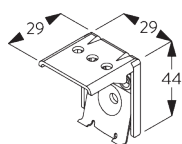
Smart Fix SG 11200 - SG 11201 und Träger SG 8302:
Benötigt Schraube SG 10395 (M4x6).



**Square Smart Fix SG 11210 - SG 11211
und Träger SG 8302:**
Benötigt Schraube SG 10395 (M4x6).



**Universal Smart Fix SG 11154 - SG 11156
und Träger SG 8302:**
Benötigt Schraube SG 10407 (M4x10).



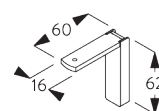
SG 8302
Träger



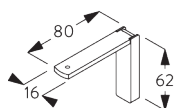
SG 10395
Linsenschraube M4x6



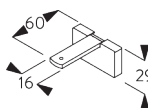
SG 10407
Linsenschraube M4x10



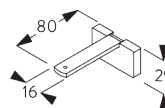
SG 11200
Smart Fix 60 mm



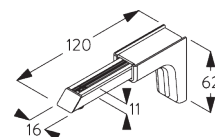
SG 11201
Smart Fix 80 mm



SG 11210
Square Smart Fix 60 mm

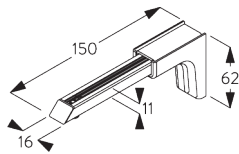


SG 11211
Square Smart Fix 80 mm



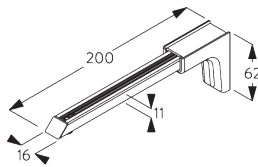
SG 11154
Universal Smart Fix 120 mm

Smart Fix	X mm
SG 11200 / SG 11210	59
SG 11201 / SG 11211	79
SG 11154	109-137
SG 11155	139-167
SG 11156	189-217



SG 11155

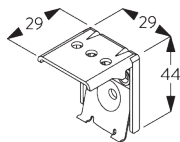
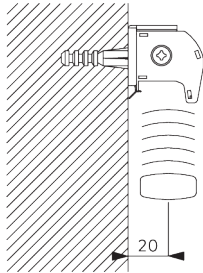
Universal Smart Fix 150 mm



SG 11156

Universal Smart Fix 200 mm

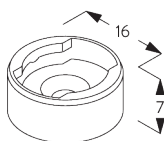
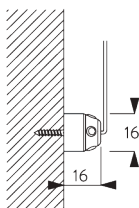
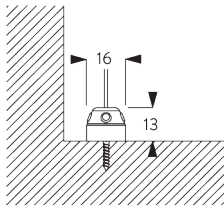
Träger SG 8302



SG 8302

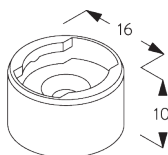
Träger

D. SEITLICHE VERSpannung



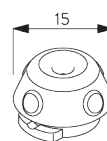
SG 8235

Halter Seitenführung kurz



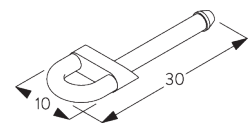
SG 8236

Halter Seitenführung lang



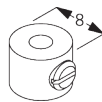
SG 8237

Halter Seitenführung




SG 8241

Öse Seitenführung



SG 8249

Stellring Seitenführung

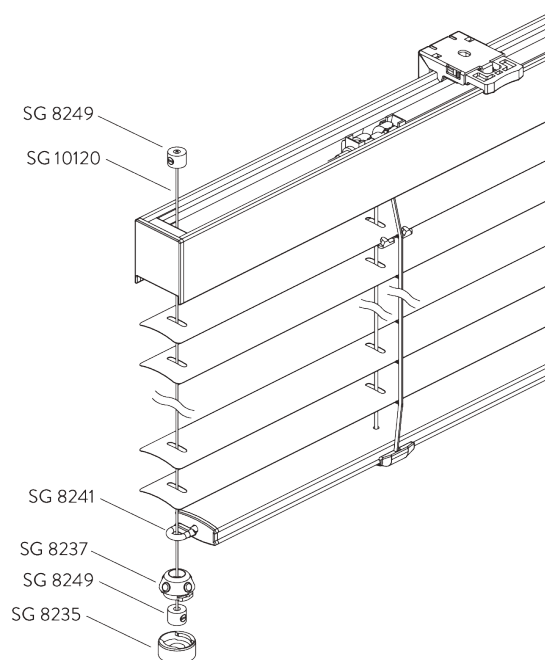


SG 10120

Draht Seitenführung \varnothing 0.9 mm

SYSTEMOPTIONEN

A. SEITLICHE VERSpannung



Zubehör:


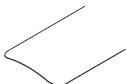
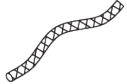
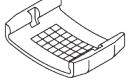

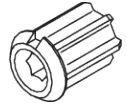


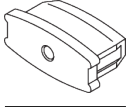
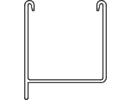
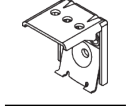
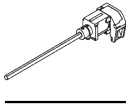
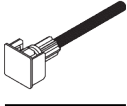
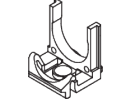
- 2x SG 8235 Halter Seitenführung kurz
- 2x SG 8237 Halter Seitenführung
- 2x SG 8241 Öse Seitenführung
- 4x SG 8249 Stellring Seitenführung
- 2x SG 10120 Draht Seitenführung \varnothing 0.9 mm

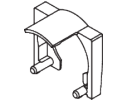

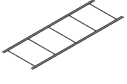


Bemerkung:

- Bis 15° Neigung von der Vertikalen




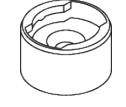
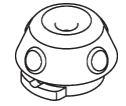
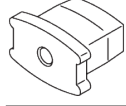
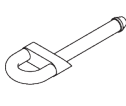
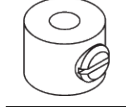
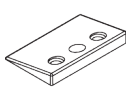
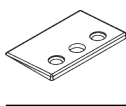
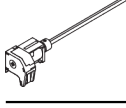
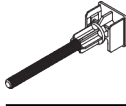
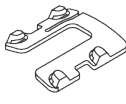
KOMPONENTEN

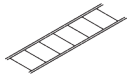
A. STANDARD KOMPONENTEN

	SG 8004 Beschwerung 24 mm
	SG 8007 Lamelle 25 mm
	SG 8011 Zugschnur ø 1.2 mm
	SG 8013 Klammer 25 mm
	SG 8214 Welle ø 18 mm
	SG 8215 Adapter hex
	SG 8222 Ring
	SG 8224 Pin
	SG 8239 Enddeckel 25 mm
	SG 8301 Profil
	SG 8302 Träger
	SG 8305 Kettenführung rechts
	SG 8317 Spindel links
	SG 8321 Halter

	SG 8322 Vorrichtung
	SG 10104 Lamellenclip 25 mm
	SG 10117 Leiterkordel 25 mm
	SG 10530 Kugelschleife Ø 4 mm Stahl rostfrei
	SG 10731 Kindersicherheitshalter

B. OPTIONALE KOMPONENTEN

	SG 8003 Beschwerung 16 mm
	SG 8006 Lamelle 16 mm
	SG 8012 Klammer 16 mm
	SG 8235 Halter Seitenführung kurz
	SG 8236 Halter Seitenführung lang
	SG 8237 Halter Seitenführung
	SG 8238 Enddeckel 16 mm
	SG 8241 Öse Seitenführung
	SG 8249 Stelling Seitenführung
	SG 8262 Unterlagskeil 10°
	SG 8263 Unterlagskeil 4°
	SG 8306 Kettenführung links
	SG 8316 Spindel rechts
	SG 10109 Lamellenclip 16 mm



SG 10116

Leiterkordel 16 mm



SG 10120

Draht Seitenführung ø 0.9 mm



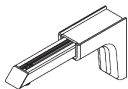
SG 10395

Linsenschraube M4x6



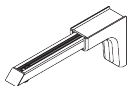
SG 10407

Linsenschraube M4x10



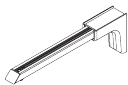
SG 11154

Universal Smart Fix 120 mm



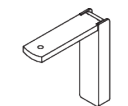
SG 11155

Universal Smart Fix 150 mm



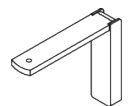
SG 11156

Universal Smart Fix 200 mm



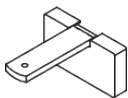
SG 11200

Smart Fix 60 mm



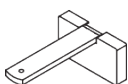
SG 11201

Smart Fix 80 mm



SG 11210

Square Smart Fix 60 mm



SG 11211

Square Smart Fix 80 mm
